
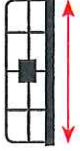
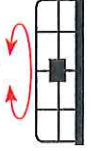








PLATFORM FOR ROOFS

RRP 10.2,5-3,5



EQUIPPED WITH ROOF PRESENCE SENSORS EQUIPPED WITH SIDE OPENING FOR ENTRY

RRP 10.2,5-3,5 ROTARY EXTENDABLE PLATFORM FOR ROOFS 1000KG	
	1.000 Kg
	2.470 mm (closed) - 3.420 (open) x 1.880 mm
	+/- 90°hydraulic
	3
	2.020 mm
	740 mm
	




EQUIPPED WITH SENSORS TO PREVENT MOVEMENT WHEN THE FRONT OPENING IS OPEN



ROTATION SYSTEM

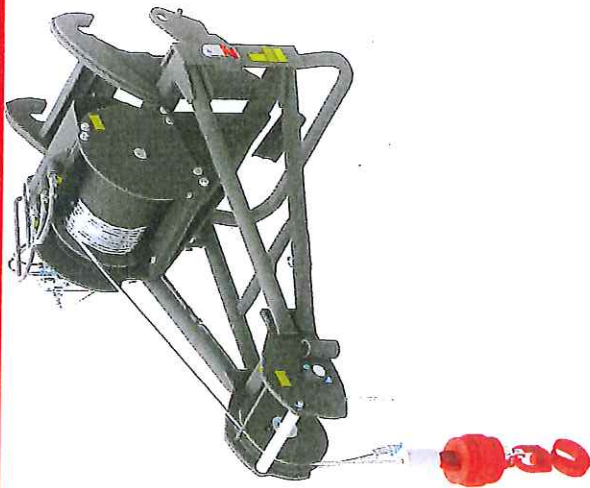
Our rack system completely eliminates the plays in rotation thereby removing the undesirable and hazardous stocks in rotation stop.



PUSHBUTTON PANEL

Our pushbutton panel is designed to reproduce all the functions, including the display of the load control system present in the cab, while at the same time maintaining utmost compactness. If disconnected, it becomes a radio control.

TURNS
 YOUR TELEHANDLER
 INTO CRANE
 INCREASES THE
 FORWARD REACH
 OF TELEHANDLER



	JW 800	JW 1500	JW 2000	JW 3000
	800 kg	1.500 kg	2.000 kg	3.000 kg
	7.180 mm	2.270 mm	2.160 mm	1.700 mm
	10 mm	10 mm	10 mm	10 mm
	40 m	40 m	48 m	58 m
	52 m/min	52 m/min	26 m/min	26 m/min
	✓	✓	✓	✓

TUBULAR STRUCTURE
TO IMPROVE MASS/CAPACITY RATIO




	H5	H6
	5.000	6.000
	500	500
	✓	✓

HOMOLOGATED HOOK



FORK CARRIAGE WITH EYEBOLT

FC5T - FC6T



	FC5T	FC6T
	5.000 Kg	6.000 Kg
	1.200 mm	1.200 mm
	586 mm (min) - 1.040 mm (max)	580 mm (min) - 1.040 mm (max)
	X	X
	✓	✓


FOLDED FORKS FOR ROAD CIRCULATION



CONSTRUCTION BUCKET

CB1000 - 1200 - 1500 - 2500

STRONG
STRUCTURE



	CB 1000*	CB 1200	CB 1500	CB 2500
	1.021 l	1.270 l	1.494 l	2.530 l
	806 l	1.010 l	1.191 l	2.010 l
	2.450 mm	1.500 mm	2.450 mm	2.450 mm
	✓	✓	✓	✓

* OPTIONAL BLADE PROTECTION FOR GREATER LONGEVITY.
Perfect for handling sand, gravel, cereals, etc.
It can handle materials with a density $\geq 2500\text{kg/m}^3$